

Product data sheet

Specifications



socket equipped with LED and protection circuit, Harmony Electromechanical Relays, for RSL1 relays, spring terminals, 12 to 24V AC DC

RSLZRA1

Product availability: Stock - Normally stocked in distribution facility

Main

Range of Product	Harmony Electromechanical Relays
Device short name	RSLZ
Product or Component Type	Socket
Device presentation	Basic element
Product compatibility	Plug-in relay RSL 1 C/O 12 V DC Plug-in relay RSL 1 C/O 24 V DC
Contacts type and composition	1 C/O
[I _{th}] conventional free air thermal current	6 A
Switching voltage	12 V AC/DC 24 V AC/DC
Rated operational voltage limits	21.6...28.8 V 11.4...14.4 V
[U _e] rated operational voltage	< 300 V AC

Complementary

Group of product	RSL_SPRING_TERS_12-24
Shape of pin	Flat
Contact terminal arrangement	Separate
Connections - terminals	Spring terminals, 1 x 0.2...1 x 1.5 mm ² AWG 24...AWG 16) flexible with cable end Spring terminals, 1 x 0.2...1 x 1.5 mm ² AWG 24...AWG 16) solid without cable end
Compatibility code	RSLZ
Clamping force	10...40 N
Fixing mode	Plastic compression spring (35 mm symmetrical DIN rail)
[U _{imp}] rated impulse withstand voltage	3.6 kV
Overvoltage category	III
Pollution degree	3
Sale per indivisible quantity	10
CAD overall width	0.2 in (6.2 mm)
CAD overall height	3.09 in (78.6 mm)
CAD overall depth	4.0 in (101 mm)
Net Weight	0.051 lb(US) (0.023 kg)

Price is "List Price" and may be subject to a trade discount – check with your local distributor or retailer for actual price.

Environment

IP degree of protection	IP20 conforming to IEC 60529
Standards	UL 508 IEC 61984
Product Certifications	GOST CSA
Marking	CE
Ambient Air Temperature for Storage	-40...185 °F (-40...85 °C)
Ambient Air Temperature for Operation	-40...158 °F (-40...70 °C)

Ordering and shipping details

Category	US10CP221127
Discount Schedule	0CP2
GTIN	3606480078071
Returnability	Yes
Country of origin	CN

Packing Units

Unit Type of Package 1	PCE
Nbr. of units in pkg.	1
Package 1 Height	2.756 in (7.000 cm)
Package 1 Width	3.346 in (8.500 cm)
Package 1 Length	2.106 in (5.350 cm)
Package weight(Lbs)	0.776 oz (22.000 g)
Unit Type of Package 2	BB1
Number of Units in Package 2	10
Package 2 Height	2.756 in (7.000 cm)
Package 2 Width	3.346 in (8.500 cm)
Package 2 Length	4.213 in (10.700 cm)
Package 2 Weight	8.783 oz (249.000 g)
Unit Type of Package 3	S03
Number of Units in Package 3	300
Package 3 Height	11.811 in (30.000 cm)
Package 3 Width	11.811 in (30.000 cm)
Package 3 Length	15.748 in (40.000 cm)
Package 3 Weight	18.137 lb(US) (8.227 kg)

Contractual warranty

Warranty (in months)	18
----------------------	----



Environmental Data

Schneider Electric aims to achieve Net Zero status by 2050 through supply chain partnerships, lower impact materials, and circularity via our ongoing “Use Better, Use Longer, Use Again” campaign to extend product lifetimes and recyclability.

[Environmental Data explained >](#)

[How we assess product sustainability >](#)



Environmental footprint

Total lifecycle Carbon footprint	0.7 kg CO2 eq.
Environmental Disclosure	Product Environmental Profile
Carbon footprint of the manufacturing phase [A1 to A3]	0.7 kg CO2 eq.
Carbon footprint of the distribution phase [A4]	0 kg CO2 eq.
Carbon footprint of the installation phase [A5]	0 kg CO2 eq.
Carbon footprint of the use phase [B2, B3, B4, B6]	0 kg CO2 eq.
Carbon footprint of the end-of-life phase [C1 to C4]	0 kg CO2 eq.

Use Better



Materials and Substances

Packaging made with recycled cardboard	Yes
Packaging without single use plastic	Yes
California proposition 65	WARNING: This product can expose you to chemicals including: Nickel compounds, which is known to the State of California to cause cancer, and Di-isodecyl phthalate (DIDP), which is known to the State of California to cause birth defects or other reproductive harm. For more information go to www.P65Warnings.ca.gov

Use Longer



Lifetime extension

Repair	No
--------	----

Use Again

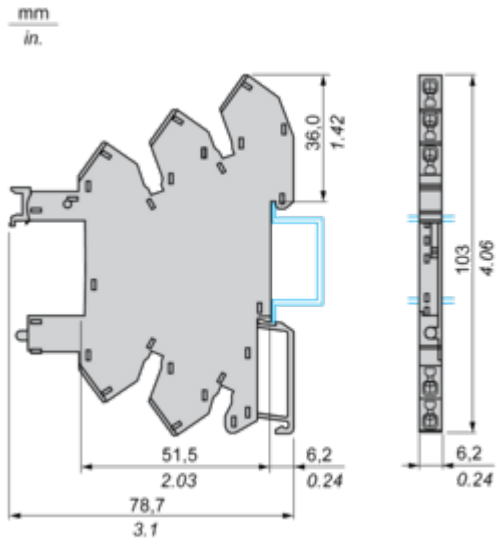


Repack and remanufacture

Circularity Profile	No need of specific recycling operations
Take-back	No

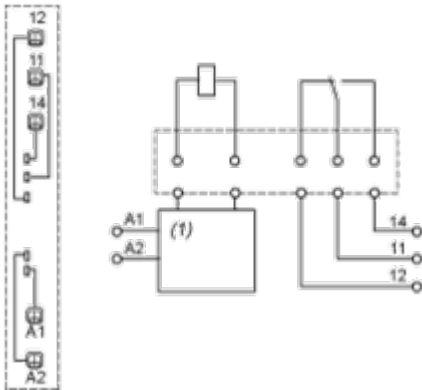
Dimensions Drawings

Dimensions



Connections and Schema

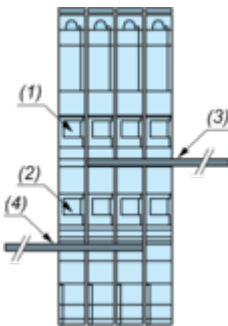
Wiring Diagram



(1) Protection circuit

Example of RSLZ2 Bus Jumper Mounting on Sockets

Side View



- (1) A1
- (2) A2
- (3) Bus jumper polarity A1
- (4) Bus jumper polarity A2

Technical Illustration

Dimensions

mm
in.

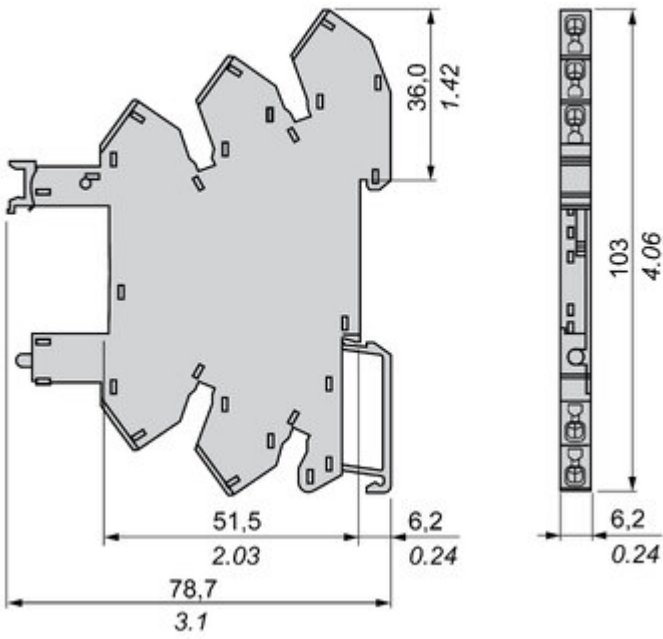


Image of product / Alternate images

Alternative



